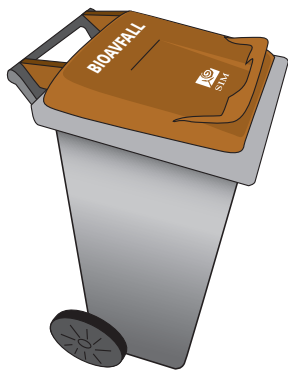
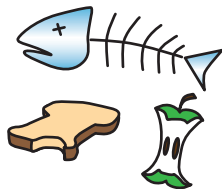


# How to sort your household waste




## Biological waste

These items can be put in the bin with the brown lid:

- All kinds of food waste
- Coffee grounds, coffee filters, teabags
- Eggshells, remains of shrimps and other shellfish
- Dead flowers, discarded pot plants (without the pot!)
- Leaves, garden waste, sawdust
- Kitchen roll, paper napkins
- Egg cartons, small amounts of newspaper
- Bones, feathers, hair

Do NOT put any of the following in the bin:

- Plastic, glass, metal, milk cartons, electrical or electronic waste (EE), hazardous waste, pressure-impregnated or painted wood.



## Paper waste

These items can be put in the bin with the blue lid:

- Newspapers, paper advertising material, weeklies
- Writing paper, copying paper, envelopes
- Cardboard boxes, cartons, drinking cartons

The paper must not be wet or soiled by food. You do not need to remove staples or tape.

Do NOT put any of the following in the bin:

- Plastic
- Glass
- Metal
- Hazardous waste
- Electrical or electronic waste (EE)



## Residual waste

Most of the waste left over when you have sorted out the biological waste and paper can be put in the bin with the black lid:

- Mixed waste
- Rubber, leather
- Vacuum cleaner bags, paper nappies
- Crockery

Do NOT put any of the following in the bin:

- Hazardous waste
- EE waste / white goods
- Windows containing PCB
- Pressure-impregnated wood
- Tyres
- Food waste